

Ahsay Cloud Backup Suite v8

Tips On How To Setup The Temporary Directory For Your Backup Set

Ahsay Systems Corporation
Limited

7 April 2021

Copyright Notice

© 2021 Ahsay Systems Corporation Limited. All rights reserved.

The use and copying of this product is subject to a license agreement. Any other use is prohibited. No part of this publication may be reproduced, transmitted, transcribed, stored in a retrieval system or translated into any language in any form by any means without prior written consent of Ahsay Systems Corporation Limited. Information in this manual is subject to change without notice and does not represent a commitment on the part of the vendor, Ahsay Systems Corporation Limited does not warrant that this document is error free. If you find any errors in this document, please report to Ahsay Systems Corporation Limited in writing.

This product includes software developed by the Apache Software Foundation (<http://www.apache.org/>).

Trademarks

Ahsay, Ahsay Cloud Backup Suite, Ahsay Online Backup Suite, Ahsay Offsite Backup Server, Ahsay Online Backup Manager, Ahsay A-Click Backup, Ahsay Replication Server, Ahsay BackupBox Firmware, Ahsay Universal Backup System and Ahsay NAS Client Utility, Ahsay Mobile are trademarks of Ahsay Systems Corporation Limited.

Amazon S3 is a registered trademark of Amazon Web Services, Inc., or its affiliates.

Apple and Mac OS X, macOS, and iOS are registered trademarks of Apple Computer, Inc.

Dropbox is a registered trademark of Dropbox Inc.

Google Cloud Storage, Google Drive, Google Authenticator, and Android are registered trademarks of Google Inc.

Wasabi Hot Cloud Storage is a registered trademark of Wasabi Technologies Inc.

Backblaze B2 Cloud Storage is a registered trademark of Backblaze Inc.

MariaDB is a registered trademark of MariaDB Corporation AB.

Lotus, Domino, and Notes are registered trademark of IBM Corporation.

Microsoft, Windows, Microsoft Exchange Server, Microsoft SQL Server, Microsoft Hyper-V, Microsoft Azure, One Drive, One Drive for Business, Microsoft Authenticator, and Microsoft Office 365 are registered trademarks of Microsoft Corporation.

Oracle and Java are registered trademarks of Oracle and/or its affiliates. Other names may be trademarks of their respective owners.

Oracle, Oracle 10g, Oracle 11g, Oracle 19c, and MySQL are registered trademarks of Oracle Corporation.

Rackspace and OpenStack are registered trademarks of Rackspace US, Inc.

Red Hat, Red Hat Enterprise Linux, the Shadowman logo and JBoss are registered trademarks of Red Hat, Inc. www.redhat.com in the U.S. and other countries.

Linux is a registered trademark of Linus Torvalds in the U.S. and other countries.

Ubuntu is a registered trademark of Canonical Ltd.

ShadowProtect is a registered trademark of StorageCraft Technology Corporation.

VMware, ESXi, and vCenter are registered trademarks of VMware, Inc.

All other product names are registered trademarks of their respective owners.

Disclaimer

Ahsay Systems Corporation Limited will not have or accept any liability, obligation or responsibility whatsoever for any loss, destruction or damage (including without limitation consequential loss, destruction or damage) however arising from or in respect of any use or misuse of reliance on this document. By reading and following the instructions in this document, you agree to accept unconditionally the terms of this Disclaimer and as they may be revised and/or amended from time to time by Ahsay Systems Corporation Limited without prior notice to you.

Revision History

Date	Descriptions	Type of modification
7 April 2021	Updated for v8	New/Modifications

Summary

The setup of the temporary directory is often overlooked and customers typically tend to use the default setting which is fine for simple file or cloud file backup sets. However, for non-file backup sets like databases or virtual machines this is a very important backup set setting. The location of the temporary directory and or the free space allocated to the temporary directory can make or break a successful backup (and restore) and affect the overall performance.

Some common questions regarding the temporary directory:

- ▶ [How does AhsayOBM/AhsayACB use the temporary directory?](#)
- ▶ [What factors determine the disk space usage or free space required for the temporary directory?](#)
- ▶ [Is there a quick way to calculate the maximum free space required?](#)
- ▶ [What are the default settings for temporary directory location?](#)
- ▶ [Where should the temporary directory be located?](#)
- ▶ [Where can I find the temporary directory settings?](#)
- ▶ [Do I have to delete the files in the temporary directory in order to ensure there is sufficient free space?](#)
- ▶ [Are there any other factors to take into account?](#)

How does AhsayOBM/AhsayACB use the temporary directory?

AhsayOBM/AhsayACB makes use of the temporary directory for both backup and restore jobs.

For a backup job, it is used to temporarily store the:

- Backup set index files, an updated set of index files is generated after each backup. The index files are synchronized to each individual backup destination at the end of each backup job.
- File list.
- Incremental/differential delta files generated during backups.
- For some backup sets, e.g. VM or database the actual database files will be spooled to the temporary folder (AhsayOBM makes a copy of the entire database and saves the database files in the temporary directory) in order to achieve a consistent snapshot for backups.

For a restore job, it is used to temporarily store the:

- Full and incremental/differential delta files retrieved from the backup destination.
- Merging of incremental/differential delta files as part of the restore process.

What factors determine the disk space usage or free space required for the temporary directory?

The following factors need to be taken into account when determining the free space required for the temporary directory drive or partition:

i. Backup set type

For database backup sets; MS SQL Server in ODBC mode or Lotus Domino/Oracle/MySQL/MariaDB on Linux platform, AhsayOBM needs to make a copy of the entire database in the temporary directory. The free space required on temporary directory must be at least equal to the size of the database you have selected for backup. For example, if you intend to make a backup of a 1TB MS SQL Server database in ODBC mode, the location where you define temporary directory must have at least 1TB of free disk space to accommodate the database file(s).

ii. In-file delta - Delta ratio setting

The default "Delta ratio" setting is 50% for all backup set types, which means that AhsayOBM/AhsayACB can generate an incremental or differential delta of up to 50% of the full file size. If you are backing up very large files or databases, for example a backup of a 1TB database then you will need to reserve up to 500GB of free space in drive where your temporary directory is located in order to accommodate the delta file.

iii. Number of destinations configured on the backup set:

When generating incremental or differential delta files, each individual backup destination will require its own individual delta file. Therefore, the disk space required for the drive where your temporary directory is located will increase with each additional backup destination.

Is there a quick way to calculate the maximum free space required?

Database backup sets which use the spooling method requires additional free disk space than backup sets which utilize Microsoft Volume Shadow Copy Service (VSS) to obtain a consistent snapshot.

You can use the following formula to calculate the free space required for the temporary directory depending on the backup set type.

• For Backup Sets with spooling

Backup Set Type	Operating System
MySQL Database Server	Windows / Linux / FreeBSD / macOS
MariaDB Database	Windows / Linux / FreeBSD
Oracle Database	Windows / Linux
Lotus Domino	Linux
MS SQL Server ODBC mode	Windows
MS Windows System Backup	Windows
MS Windows System State	Windows

* Both MS Windows System Backup and MS Windows System State the image can be spooled to a separate partition to the Ahsay temporary directory.

Total File Size Spooled + [(Total File Size * Delta Ratio) * number of backup destinations] = **Maximum Free Space Required**

Example:

Backup of 1TB MS SQL Server using ODBC mode with default delta ratio setting of 50% will require up to 1.5TB of free space on the temporary directory location.

Database Size	Delta Ratio 50%	Backup Destinations	Free Space Required
1TB	500GB	1	1.5TB
1TB	500GB	2	2TB
1TB	500GB	3	2.5GB
1TB	500GB	4	3TB

⦿ Backup Set without spooling

Backup Set Type	Operating System
File	Windows / Linux / FreeBSD / macOS
MS SQL Server VSS mode	Windows
MS Exchange Database	Windows
MS Hyper-V	Windows
Microsoft Office 365	Windows / macOS
Cloud File	Windows / macOS
VMware (VDDK)*	Windows

*A VMware ESXi/vCenter backup using VDDK mode, the incremental/differential delta files are directly generated by VMware host itself and therefore the temporary directory is not used for this purpose.

Example:

Backup of 1TB Hyper-V guest with default delta ratio setting of 50% will require up to 500GB of free space on the temporary directory location.

VM Size	Delta Ratio 50%	Backup Destinations	Free Space Required
1TB	500GB	1	500GB
1TB	500GB	2	1TB
1TB	500GB	3	1.5GB
1TB	500GB	4	2TB

(Total File Size * Delta Ratio) * number of backup destinations = **Maximum Free Space Required**

CAUTION

The calculations are based on the current database size, they do not take into account database growth over time. It is recommended for fast growing databases that the maximum free space required should be reviewed on a regular basis to avoid potential backup problems.

What are the default settings for temporary directory location?

The default location is dependent on the O/S platform of the machine where AhsayOBM/AhsayACB is installed.

Operating System	Temporary folder default location
Windows	%USERPROFILE%\temp
Linux / FreeBSD	/root/temp
macOS	/Users/%username%/temp
Synology DSM	/root/temp
QNAP QTS	/root/temp

Where should the temporary directory be located?

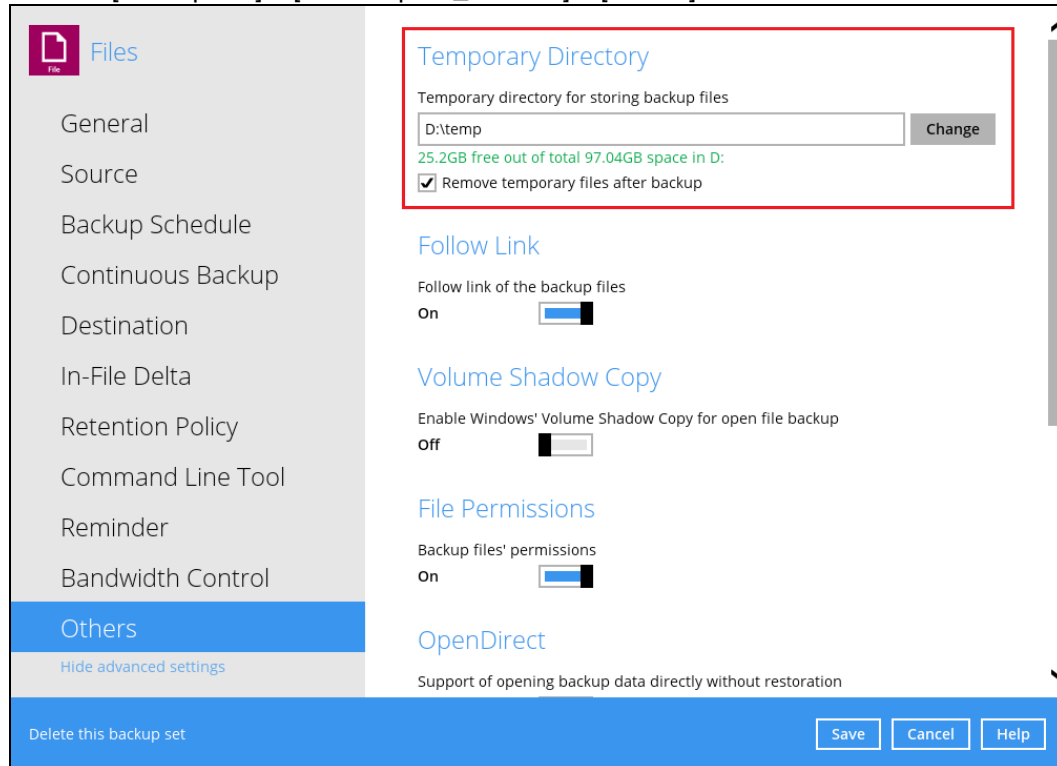
As large files are copied or saved to the temporary directory as part of a database backup or restore job, to ensure optimal backup and restore performance the location of the temporary directory should be on **a local drive** rather than a network drive.

It is **not recommended** to set the temporary directory on:

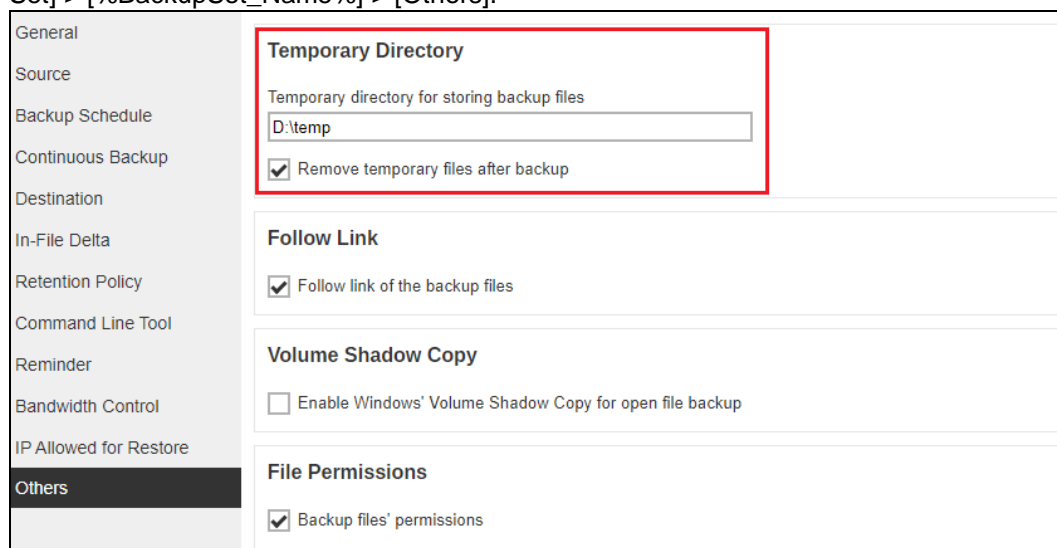
- The O/S or system drive, if the system drive runs out of disk space this could cause the machine to crash.
- The same drive as the database files as this could affect the performance of the production system.

Where Can I Find the Temporary Directory Settings?

On the AhsayOBM/AhsayACB backup client GUI the temporary directory settings can be found in [Backup Set] > [%BackupSet_Name%] > [Others].



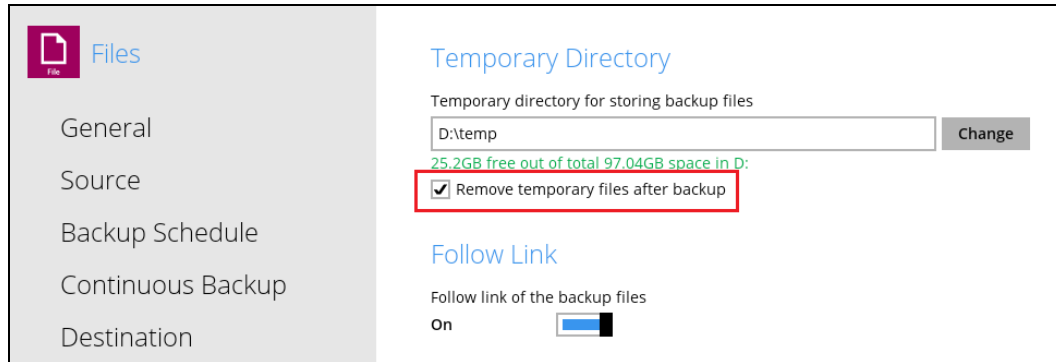
On AhsayCBS user web console the temporary directory settings can be found in [Backup / Restore] > [User, Groups & Policies] > [Backup User] > [%Backup_User_Name%] > [Backup Set] > [%BackupSet_Name%] > [Others].



For AhsayOBM on Linux / FreeBSD CLI environment, AhsayCBS user web console should be used to obtain the temporary directory settings.

Do I have to delete the files in the temporary directory in order to ensure there is sufficient free space?

AhsayOBM and AhsayACB will automatically remove any temporary files when a backup job has completed by default*. This feature can be configured by selecting the “**Remove temporary files after backup**” option on the backup set.



*This setting is not available for ShadowProtect Backup Sets

NOTE

In some cases where AhsayOBM/AhsayACB is unexpectedly terminated, e.g. the process is killed in Windows Task Manager or AhsayOBM/AhsayACB crashes during a backup job, before it had an opportunity to delete the temporary files then it is recommended to manually delete the files in the temporary folder.

Are there any other factors to take into account?

1. Anti-virus software

If the machine has anti-virus software installed please make sure the temporary directory is excluded. As some anti-virus software may lock or quarantine files created by AhsayOBM/AhsayACB for example incremental /differential delta files and most importantly the backup set index files causing backup or restore errors.

2. Exclude the Temporary Folder From Backup Source

AhsayOBM/AhsayACB may lock its own index files as part of the backup job if these files are included in the backup source. So make sure the temporary folder is excluded from the backup source.